

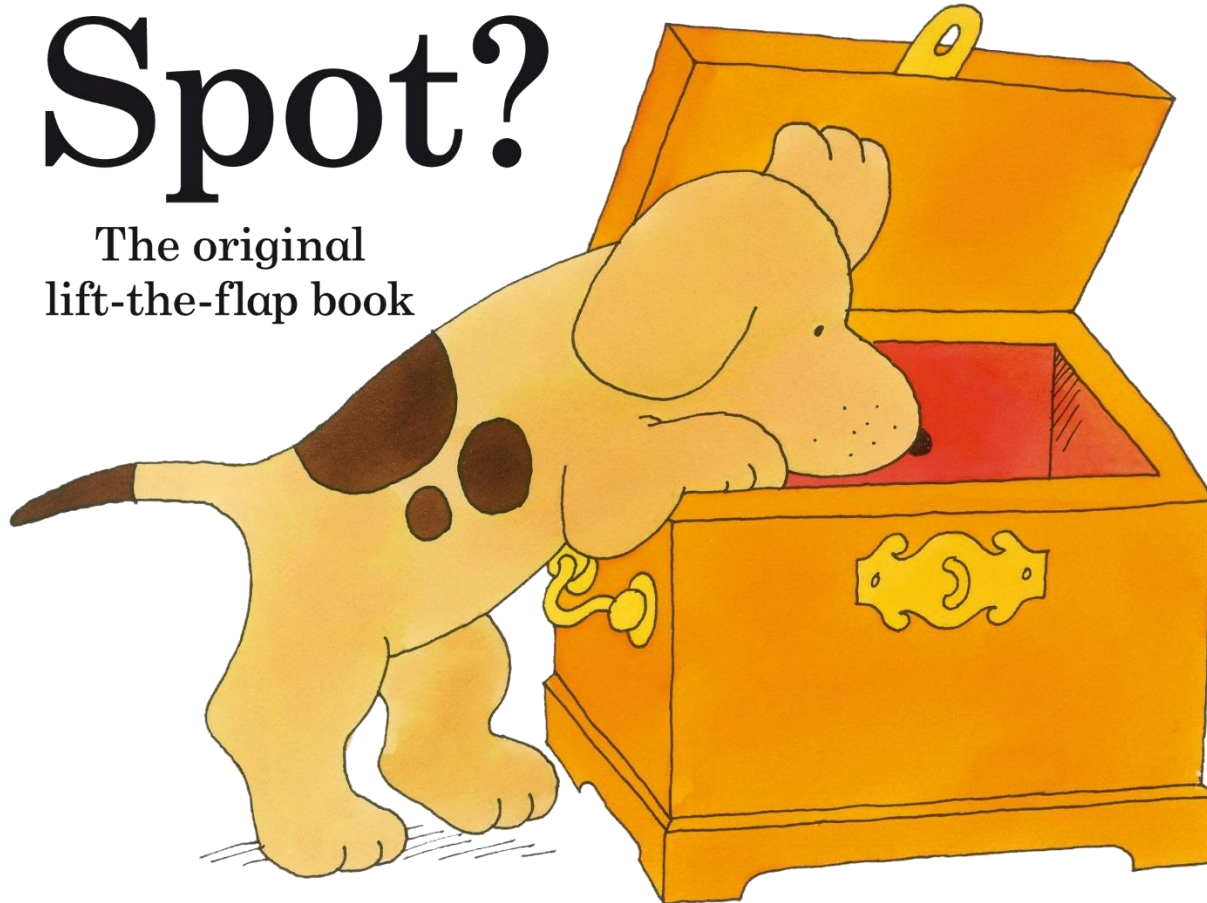


colegio  
SAN JOSÉ  
DE CALASANZ  
Educación Infantil

WHERE'S SPOT  
3 AÑOS

# Where's Spot?

The original  
lift-the-flap book



Eric Hill

3 AÑOS



# LESSON 1

## MATERIALS:

- Book "Where's Spot".
- Mystery box.

## HOW TO DO IT:


- Introducing the story (Mystery Box).
  - Where's Spot?
  - Where's...?
  - Who is it?
  - ...
- Tell the story.
- Ask questions about the story.

## VOCABULARY:

- Snake.
- Bear.
- Dog.
- Bird.
- Hippo.
- Lion.
- Turtle.
- Spot.

## STRUCTURE:

- Where's Spot?
- Where's...?
- Who is it?
- ...





## LESSON 2

### MATERIALS:

- Book "Where's Spot?"
  - Video:  
<https://www.youtube.com/watch?v=9RG5cqRqor4>
- Story Sack.

### HOW TO DO IT:


- Retell the story with Mystery Box and story sack.
  - Where's Spot?
  - Where's...?
  - Who is it?
  - ...
- Ask questions about the story.
- Tell the story and wait for them to complete the words you want to say.
- Watch video about the story.

### VOCABULARY:

- Snake.
- Bear.
- Dog.
- Bird.
- Hippo.
- Lion.
- Turtle.
- Spot.

### STRUCTURE:

- Where's Spot?
- Where's...?
- Who is it?
- ...





## LESSON 3

### MATERIALS:

- Plate.
- Card.
- Parts of the face.
- Glue.
- Scissors.

### VOCABULARY:

- Eyes.
- Ears.
- Mouth.
- Nose.
- Face.
- Plate.
- Glue.
- Scissors.
- Cards.
- ...

### HOW TO DO IT:

- Create Spot's mask.

### STRUCTURE:

- Let's create Spot's mask.
- Glue.
- Cut.
- Tidy up!





## LESSON 4

### MATERIALS:

- Paper cups.
- Paper roll.
- Parts of the animal.
- Cards.
- Scissors.
- Glue.
- "Limpia pipas".

### HOW TO DO IT:

- Make your favourite animal that appear in the story to decorate the English Corner. Make it big.



### VOCABULARY:

- Legs.
- Body.
- Tail.
- Ears.
- Eyes.
- Nose.
- Mouth.
- Hair.
- Face.
- ...

### STRUCTURE:

- Make...
- Create your favourite animal.
- Glue.
- Cut.
- Tidy up!





## LESSON 5

### MATERIALS:

- Places.
- Animals.
- Objects.
- Spot.

### HOW TO DO IT:

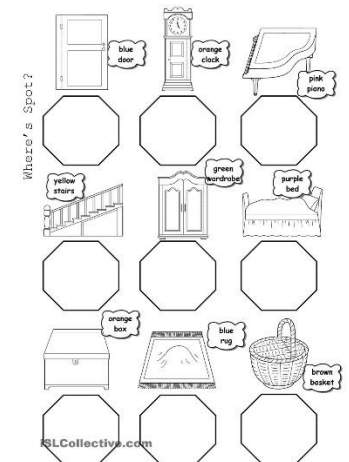
- Play to hide and seek objects around the class.

### VOCABULARY:

- Door.
- Clock.
- Stairs.
- Piano.
- Box.
- Dog.
- Snake.
- Bear.
- Bird.
- ...

### STRUCTURE:

- Glue.
- Cut.
- Hide...
- Tidy up!





## LESSON 6

### MATERIALS:

- Previous material create by them.

### HOW TO DO IT:

- Play "Where's Spot?" with the teacher's material.

### VOCABULARY:

- Door.
- Clock.
- Stairs.
- Piano.
- Box.
- Dog.
- Snake.
- Bear.
- Bird.
- ...

### STRUCTURE:

- Where's Spot?
- Where's...?
- Who is it?
- ...





## LESSON 7

### MATERIALS:

- Book "Where's Spot?"
  - Video:  
<https://www.youtube.com/watch?v=9RG5cqRqor4>
- Story Sack.

### HOW TO DO IT:


- Retell the story with Mystery Box and story sack.
  - Where's Spot?
  - Where's...?
  - Who is it?
  - ...
- Ask questions about the story.
- Tell the story and wait for them to complete the words you want to say.
- Watch video about the story.

### VOCABULARY:

- Snake.
- Bear.
- Dog.
- Bird.
- Hippo.
- Lion.
- Turtle.
- Spot.

### STRUCTURE:

- Where's Spot?
- Where's...?
- Who is it?
- ...







## LESSON 8

### MATERIALS:

- Memory cards.

### HOW TO DO IT:

- Play memory.

### VOCABULARY:

- Door.
- Clock.
- Stairs.
- Piano.
- Box.
- Dog.
- Snake.
- Bear.
- Bird.
- ...

### STRUCTURE:

- Let's play memory.
- Cut...
- Tidy up!





## LESSON 9

### MATERIALS:

- Playground.

### HOW TO DO IT:

- Going outside and play in the playground with the prepositions.

### VOCABULARY:

- Prepositions.
- Parts of the playground.

### STRUCTURE:

- Go inside the...
- Go to...
- Go under...
- Line up!





colegio

SAN JOSÉ

DE CALASANZ  
Educación Infantil

WHERE'S SPOT  
3 AÑOS

### MATERIALS:

- Bread.
- Olives.
- Cheese.
- Ham.

### VOCABULARY:

- Bread.
- Olives.
- Cheese.
- Ham.
- Spot.
- Parts of the face.

### HOW TO DO IT:

- Make a dog sandwich.

### STRUCTURE:

- Let's make a recipe!
- Clean up!

